



*IMPIANTI DI BETONAGGIO & MACCHINE EDILI
BATCHING PLANT & BUILDING MACHINERY
CENTRALES À BÉTON et MACHINES DE CHANTIER
BETONMISCHALANGEN und BAUMASCHINEN*


**CALCESTRUZZO DI QUALITÀ
TOP QUALITY CONCRETE
BÉTON DE QUALITÉ
HOCHWERTIG BETON**




MIXER

*TURBOMESCOLATORE
PAN MIXER
TURBOMALAXEUR
ZWANGSMISCHER*

 **TURBOMESCOLATORI SERIE: MIXER**

 Mescolatore turbo, telaio si sostegno, quadro comandi, CE

 **PAN MIXERS SERIES: MIXER**

 Turbo mixer, support frame, control board, CE specifications

 **TURBOMALAXEURS SERIE: MIXER**

 Malaxeur turbo, châssis de soutien, tableau de commande, CE

 **ZWANGSMISCHER SERIE: MIXER**

 Zwangsmischer, Stützwebstuhl, Schalttafel, CE



**MODELLI
MODELS**

Dati tecnici
Technical features




**MODÈLES
MODELLS**


Données techniques
Technischeangaben

TTM 100 TTM 140 TTM 300 TTM 400 TTM 800 TTM 1100


Diametro vasca mixer <i>Mixer diameter</i>	Diamètre cuve <i>Beckendurchmesser</i>	mm.	500	800	960	1130	1475	1804
Capacità di carico <i>Load capacity</i>	Volume cuve <i>Nutzliches becken-volumen</i>	Lt.	100	200	350	500	800	1100
Resa soffice <i>Soft yield</i>	Débit béton frais <i>Weiches Ergebnis</i>	Lt.	60	110	200	300	500	750
Bracci mescolazione <i>Mixing arms</i>	Bras de malaxage <i>Mischen Ausleger</i>	n°	2+1	3	3+2	3	3+2	5+2
Potenza motore mixer <i>Mixer motor power</i>	Puissance moteur mixer <i>Mishermotorleistung</i>	KW	1.5	3	5,5	9,2	15	18.5
Potenza installata <i>Installed power</i>	Puissance totale installée <i>Gesamte installierte</i>	KW	1.5	3	5,5	9,2	17.2	20
Peso totale <i>Total weight</i>	Poids total <i>Gesamtgewicht</i>	Kg	110	260	350	450	1120	2050





 Dati e misure sono da considerarsi puramente indicative la SIPE s.r.l. si riserva di apportare modifiche senza preavviso

 Per ulteriori e diverse posizioni di montaggio rivolgersi all'Uff. Tecnico

 Per informazioni sugli ingombri rivolgersi all'Uff. Tecnico

 Datas and measures are to be considered essentially approximate. SIPE s.r.l reserves the right to make changes without previous notice

 For further informations might you have about different positions and layouts get in touch with our technical dept.

 For further informations might you have about overall dimension get in touch with our technical dept.



- 1 MESCOLATORE
- 2 APERTURA PER SCARICO IMPASTO
- 3 PROTEZIONE DI SICUREZZA SCARICO
- 4 QUADRO ELETTRICO DI COMANDO
- 5 RETE CON LAMA ROMPISACCO PER CARICO CEMENTO
- 6 IMPIANTO ACQUA
- 7 BENNA RIBALTABILE
- 8 GRIGLIA ANTIUOMO BENNA
- 9 RETE DI PROTEZIONE RIBALTAMENTO BENNA
- 10 PEDANA DI SERVIZIO
- 11 (*) CONTALITRI
- 12 (*) APERTURA SNODATA SUPERIORE
- 13 (*) RUOTE E TOMONE PER TRASPORTO IN CANTIERE
- 14 (*) DOSAGGIO ACQUA TEMPORIZZATO
- * SUPPLEMENTI




- 1 MIXER
- 2 MIXTURE DISCHARGE OPENING
- 3 DISCHARGE DOOR SAFETY COVER
- 4 CONTROL PANEL
- 5 GRILL WITH CEMENT SACK-BREAKER BLADE
- 6 WATER SUPPLY SYSTEM
- 7 LOADING BUCKET
- 8 LOADING SKIP ANTI-PERSONEL GUARDING
- 9 GUARDING TO LOADING BUCKET
- 10 ACCESS STEPS FOR INSPECTION & MAINTENANCE
- 11 (*) WATER FLOW METER
- 12 (*) HINGED INSPECTION LID
- 13 (*) TRANSPORT WHEELS AND DRAWBAR
- 14 (*) TIMED WATER DISPENSING
- (*) OPTIONS




- 1 MALAXEUR
- 2 OUVERTURE POUR DECHARGEMENT MELANGE
- 3 PROTECTION DE SECURITE DECHARGEMENT
- 4 TABLEAU ELECTRIQUE DE COMMANDE
- 5 RESEAU AVEC LAME CREVE-SACS POUR CHARGEMENT CIMENT
- 6 INSTALLATION DE L'EAU
- 7 BENNE BASCULANTE
- 8 GRILLE ANTI-PERSONNEL BENNE
- 9 RESEAU DE PROTECTION RENVERSEMENT BENNE
- 10 ESCALIER D'ACCES
- 11 (*) COMPTEUR DE LITRES
- 12 (*) OUVERTURE ARTICULEE SUPERIEURE
- 13 (*) ROUES ET GOUVERNAIL POUR TRANSPORT EN CHANTIER
- 14 (*) DOSAGE TEMPORISE DE L'EAU
- (*) SUPPLEMENT



- 1 MISCHER
- 2 ÖFFNUNG FÜR KNETEN ABLADUNG
- 3 SICHERHEIT SCHÜTZ ABLADUNG
- 4 SCHALTATAFEL
- 5 NETZ MIT SACKBRECHER KLINGE FÜR ZEMENT LADUNG
- 6 WASSER INSTALLATION
- 7 BESCHICKER
- 8 GITTER ANTIMANN GREIFER
- 9 SCHÜTZNETZ UMKIPPEN GREIFER
- 10 SERVICE TRITTBRETT
- 11 (*) LITERZÄHLER
- 12 (*) HÖHERE AUFKNOTETE ÖFFNUNG
- 13 (*) RÄDER UND RUDER FÜR TRANSPORT IM BAUPLATZ
- 14 (*) WASSER ZEITGEBER DOSIERUNG
- (*) NACHTRÄGE








PRONTO SIPE

Servizio post vendita / After sales service
Service après-vente / Gesehener service-pfpsten

[E-mail:service@cstplants.com](mailto:service@cstplants.com)





CST S.r.l. - Via Sigalina a Mattina, 10-10a/b/c - 25018 MONTICHIARI (BS) ITALY
Tel. +39.030.9962231 - Fax +39.030.9659638 - web: www.sipeitalia.eu - e-mail: info@cstplants.com